







SCHEME 4

CAMPUS PLANNING DIAGRAM

KEY

-  CIRCULATION
-  PUBLIC
-  STAFF
-  SERVICE
-  EMERGENCY
-  CONTROLLED SITE ACCESS

